

Tank  
880 lites

Net size  
880 liter

Reason for analysis  
Routine

Barcode  
XXQJ-73EN-TX5C-5CWJ (ID: 370521)

Created  
03/22/2026

Arrived in the laboratory  
03/25/2026

Evaluated  
03/26/2026



Quality assessment:  
The quality of your aquarium water is assessed using the score in the circle. The closer it is to 100, the better the quality. You can also use the bar chart to identify the areas in which problems may occur.

Major elements	88 / 100
Minor elements	93 / 100
Pollutants	100 / 100
Base elements	100 / 100

## Results of Salt water

### Base elements

Sal. total Salinity	34.73 PSU Ideal value: 35.00 PSU	NORMAL Near nature
KH Carbonate hardness	8.24 °dKH Ideal value: 7.50 °dKH	NORMAL Near nature

### Major elements

Cl Chloride	19829 mg/l Ideal value: 19359 mg/l	NORMAL Near nature
Na Sodium	10493 mg/l Ideal value: 10755 mg/l	NORMAL Near nature
Mg Magnesium	1475 mg/l Ideal value: 1286 mg/l	ABOVE NORMAL Attention
S Sulfur	870.2 mg/l Ideal value: 889.7 mg/l	NORMAL Near nature
Ca Calcium	458.0 mg/l Ideal value: 411.6 mg/l	ABOVE NORMAL Attention
K Potassium	439.6 mg/l Ideal value: 398.9 mg/l	ABOVE NORMAL Attention
Br Bromine	82.52 mg/l Ideal value: 65.51 mg/l	ABOVE NORMAL Attention
Sr Strontium	8.21 mg/l Ideal value: 7.92 mg/l	NORMAL Near nature
B Boron	4.43 mg/l Ideal value: 4.40 mg/l	NORMAL Near nature
F Fluorine	0.95 mg/l Ideal value: 1.27 mg/l	BELOW NORMAL Attention



















## Minor elements

Li Lithium		207.5 µg/l Ideal value: 166.2 µg/l	<b>NORMAL</b> Near nature
Si Silicon		161.6 µg/l Ideal value: 97.77 µg/l	<b>NORMAL</b> Near nature
I Iodine		34.50 µg/l Ideal value: 63.55 µg/l	<b>BELOW NORMAL</b> Attention
Ba Barium		15.83 µg/l Ideal value: 9.78 µg/l	<b>NORMAL</b> Near nature
Mo Molybdenum		5.481 µg/l Ideal value: 11.73 µg/l	<b>BELOW NORMAL</b> Attention
Ni Nickel		0.894 µg/l Ideal value: 0.49 µg/l	<b>NORMAL</b> Near nature
Rb Rubidium		43.84 µg/l Ideal value: 127.1 µg/l	<b>BELOW NORMAL</b> Attention
Mn Manganese		0.929 µg/l Ideal value: 0.98 µg/l	<b>NORMAL</b> Near nature
As Arsenic		0.762 µg/l Ideal value: 0.49 µg/l	<b>NORMAL</b> Near nature
Be Beryllium		--- Ideal value: 0.10 µg/l	<b>NORMAL</b> Near nature
Cr Chrome		--- Ideal value: 0.49 µg/l	<b>NORMAL</b> Near nature
Co Cobalt		0.271 µg/l Ideal value: 0.10 µg/l	<b>NORMAL</b> Near nature
Fe Iron		--- Ideal value: 0.49 µg/l	<b>BELOW NORMAL</b> Attention
Cu Copper		0.950 µg/l Ideal value: 0.49 µg/l	<b>NORMAL</b> Near nature
Se Selenium		0.662 µg/l Ideal value: 0.49 µg/l	<b>NORMAL</b> Near nature
Ag Silver		--- Ideal value: 0.10 µg/l	<b>NORMAL</b> Near nature
V Vanadium		0.499 µg/l Ideal value: 1.47 µg/l	<b>BELOW NORMAL</b> Attention
Zn Zinc		2.455 µg/l Ideal value: 1.96 µg/l	<b>NORMAL</b> Near nature
Sn Tin		2.232 µg/l Ideal value: 0.49 µg/l	<b>NORMAL</b> Near nature

## Nutrients

NO3 Nitrate		8.34 mg/l Ideal value: 2.00 mg/l	<b>NORMAL</b> Near nature
P Phosphorus		22.19 µg/l Ideal value: 14.67 µg/l	<b>NORMAL</b> Near nature
PO4 Phosphate		0.07 mg/l Ideal value: 0.04 mg/l	<b>NORMAL</b> Near nature

## Pollutants

Al. Aluminium		4.655 µg/l Ideal value: 0.10 µg/l	<b>NORMAL</b> Near nature
Sb Antimony		0.132 µg/l Ideal value: 0.10 µg/l	<b>NORMAL</b> Near nature
Bi Bismuth		--- Ideal value: 0.10 µg/l	<b>NORMAL</b> Near nature
Pb Lead		0.002 µg/l Ideal value: 0.10 µg/l	<b>NORMAL</b> Near nature
Cd Cadmium		0.011 µg/l Ideal value: 0.20 µg/l	<b>NORMAL</b> Near nature
La. Lanthanum		0.010 µg/l Ideal value: 0.001 µg/l	<b>NORMAL</b> Near nature
Tl Thallium		--- Ideal value: 0.10 µg/l	<b>NORMAL</b> Near nature
Ti Titanium		--- Ideal value: 0.10 µg/l	<b>NORMAL</b> Near nature
Nb Niobium		--- Ideal value: 0.001 µg/l	<b>NORMAL</b> Near nature
Nd Neodym		--- Ideal value: 0.001 µg/l	<b>NORMAL</b> Near nature
Zr Zirconium		0.026 µg/l Ideal value: 0.001 µg/l	<b>NORMAL</b> Near nature
Ge Germanium		0.023 µg/l Ideal value: 0.001 µg/l	<b>NORMAL</b> Near nature
Ga Gallium		0.012 µg/l Ideal value: 0.001 µg/l	<b>NORMAL</b> Near nature
W Tungsten		--- Ideal value: 0.001 µg/l	<b>NORMAL</b> Near nature
Hg Mercury		--- Ideal value: 0.001 µg/l	<b>NORMAL</b> Near nature
Te Tellur		--- Ideal value: 0.001 µg/l	<b>NORMAL</b> Near nature

## Results of Osmosis water

### Minor elements

<b>Li</b> Lithium	---	<b>NORMAL</b> Near nature
	Ideal value: 0.001 µg/l	
<b>Si</b> Silicon	<b>498.4 µg/l</b>	<b>CRITICALLY HIGH</b> Critical
	Ideal value: 0.001 µg/l	
<b>Ba</b> Barium	---	<b>NORMAL</b> Near nature
	Ideal value: 0.001 µg/l	
<b>Mo</b> Molybdenum	---	<b>NORMAL</b> Near nature
	Ideal value: 0.001 µg/l	
<b>Ni</b> Nickel	---	<b>NORMAL</b> Near nature
	Ideal value: 0.001 µg/l	
<b>Mn</b> Manganese	---	<b>NORMAL</b> Near nature
	Ideal value: 0.001 µg/l	
<b>As</b> Arsenic	---	<b>NORMAL</b> Near nature
	Ideal value: 0.001 µg/l	
<b>Be</b> Beryllium	---	<b>NORMAL</b> Near nature
	Ideal value: 0.001 µg/l	
<b>Cr</b> Chrome	---	<b>NORMAL</b> Near nature
	Ideal value: 0.001 µg/l	
<b>Co</b> Cobalt	---	<b>NORMAL</b> Near nature
	Ideal value: 0.001 µg/l	
<b>Fe</b> Iron	---	<b>NORMAL</b> Near nature
	Ideal value: 0.001 µg/l	
<b>Cu</b> Copper	---	<b>NORMAL</b> Near nature
	Ideal value: 0.001 µg/l	
<b>Se</b> Selenium	---	<b>NORMAL</b> Near nature
	Ideal value: 0.001 µg/l	
<b>Ag</b> Silver	---	<b>NORMAL</b> Near nature
	Ideal value: 0.001 µg/l	
<b>V</b> Vanadium	---	<b>NORMAL</b> Near nature
	Ideal value: 0.001 µg/l	
<b>Zn</b> Zinc	---	<b>NORMAL</b> Near nature
	Ideal value: 0.001 µg/l	
<b>Sn</b> Tin	---	<b>NORMAL</b> Near nature
	Ideal value: 0.001 µg/l	

### Nutrients

<b>P</b> Phosphorus	---	<b>NORMAL</b> Near nature
	Ideal value: 0.001 µg/l	
<b>PO4</b> Phosphate	---	<b>NORMAL</b> Near nature
	Ideal value: 0.001 mg/l	

## Pollutants

Al. Aluminium	---	---	<b>NORMAL</b> Near nature
Sb Antimony	---	Ideal value: 0.001 µg/l	<b>NORMAL</b> Near nature
Bi Bismuth	---	Ideal value: 0.001 µg/l	<b>NORMAL</b> Near nature
Pb Lead	---	Ideal value: 0.001 µg/l	<b>NORMAL</b> Near nature
Cd Cadmium	---	Ideal value: 0.001 µg/l	<b>NORMAL</b> Near nature
La. Lanthanum	---	Ideal value: 0.001 µg/l	<b>NORMAL</b> Near nature
Tl Thallium	---	Ideal value: 0.001 µg/l	<b>NORMAL</b> Near nature
Ti Titanium	---	Ideal value: 0.001 µg/l	<b>NORMAL</b> Near nature
W Tungsten	---	Ideal value: 0.001 µg/l	<b>NORMAL</b> Near nature
Hg Mercury	---	Ideal value: 0.001 µg/l	<b>NORMAL</b> Near nature

## Recommendations

The following recommendations were calculated for the aquarium **880 lites** with **880 liters** content.

### Recommended actions

<b>Magnesium</b> Stop adding magnesium to reduce value to 1300-1350 mg/l (35 PSU).	<b>Recommended</b>
<b>Potassium</b> Reduce/stop addition of potassium to bring value down to 400-415 mg/l (35 PSU).	<b>Recommended</b>
<b>Bromine</b> Reduce/stop addition of bromide to bring value down to 65-67 mg/l (35 PSU).	<b>Recommended</b>
<b>Calcium</b> Reduce/stop addition of calcium to bring value down to 410-440 mg/l (35 PSU).	<b>Recommended</b>
<b>Fluorine</b> If the fluoride and iodine content of your water is regularly too low, we recommend daily use of 'Daily Traces B'.	<b>Recommended</b>
<b>Silicon</b> Maintain osmosis system / replace mixed bed resin.	<b>Osmosis</b>

## Recommended ICP elements dosage

<b>Iodine (J)</b>		<b>Important</b>
Addition Total:	25.56 ml	
Divide the addition into portions:	twice 12.78 ml *	
<b>Molybdenum (Mo)</b>		<b>Recommended</b>
Addition Total:	9.19 ml	
Divide the addition into portions:	once 9.19 ml	
<b>Vanadium (V)</b>		<b>Recommended</b>
Addition Total:	1.7 ml	
Divide the addition into portions:	once 1.7 ml	
<b>Iron (Fe)</b>		<b>Recommended</b>
Addition Total:	1.08 ml	
Divide the addition into portions:	once 1.08 ml	
<b>Fluorine (F)</b>		<b>Recommended</b>
Addition Total:	139.05 ml	
Divide the addition into portions:	twice 69.52 ml *	
<b>Rubidium (Rb)</b>		<b>Recommended</b>
Addition Total:	146.54 ml	
Divide the addition into portions:	four times 36.64 ml *	

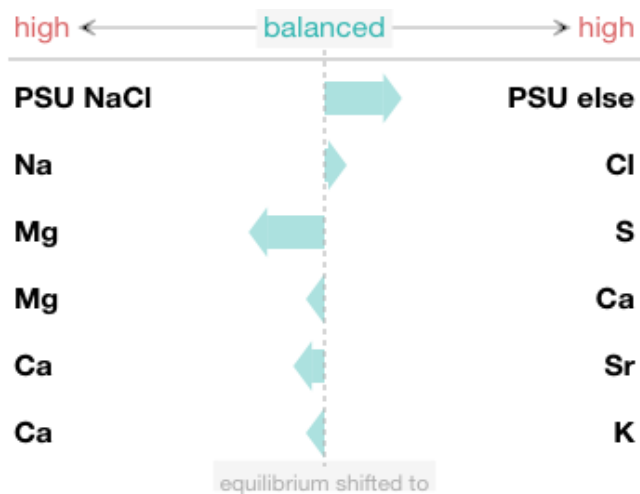
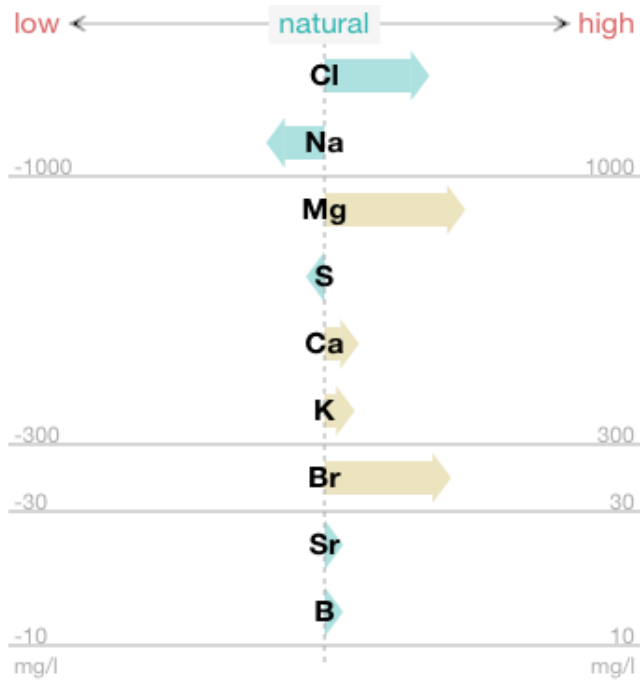
\* Only one portion should be dosed per day.

## Recommended supplement dosage

<b>Iodine (1000 ml bottle)</b>		<b>Important</b>
Addition Total:	25.56 ml	
Divide the addition into portions:	twice 12.78 ml *	
<b>Iodine (alt. 100 ml bottle)</b>		<b>Important</b>
Addition Total:	2.56 ml	
Divide the addition into portions:	twice 1.28 ml *	
<b>Molybdenum (Mo)</b>		<b>Recommended</b>
Addition Total:	27.51 ml	
Divide the addition into portions:	twice 13.75 ml *	
<b>Vanadium (V)</b>		<b>Recommended</b>
Addition Total:	4.26 ml	
Divide the addition into portions:	once 4.26 ml	
<b>Iron (Fe)</b>		<b>Recommended</b>
Addition Total:	2.15 ml	
Divide the addition into portions:	five times 0.43 ml *	
<b>Fluorine (F)</b>		<b>Recommended</b>
Addition Total:	139.05 ml	
Divide the addition into portions:	twice 69.52 ml *	

\* Only one portion should be dosed per day.

## Diagrams



## Composition of the aquarium water

The diagram shows whether the concentrations of the major elements in your water sample match the measured salinity or whether individual elements are increased or reduced. Note the different concentration ranges on the x-axis.

Background: Natural seawater consists of the same elements in fixed proportions. Only the concentrations of the elements increase or decrease in proportion to salinity. That is why the ideal values also change with salinity.

Green arrow  
Value is relatively natural.

Yellow arrow  
Value is becoming increasingly unnatural.

Red arrow  
Value unnatural.

## Element ratios

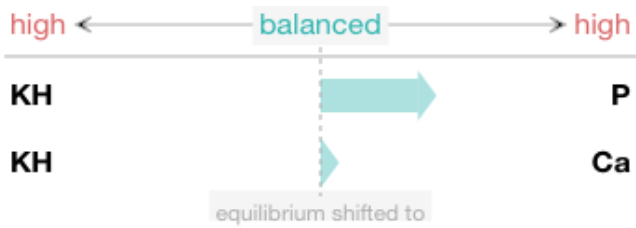
This chart shows whether the element supply is appropriate or whether the ratios of certain element pairs are skewed due to an imbalanced supply. The arrow points in the direction of the element with increased concentration. Only the relationship between the elements is evaluated. The evaluation of the individual measured values may vary.

Background: The reef inhabitants remove various elements from the aquarium water. To compensate for this consumption and obtain water that is true to nature, water changes are carried out and water additives are used. This does not always work as needed.

Green Arrow  
Relationship close to nature.

Yellow arrow  
Ratio slightly shifted.

Red arrow  
Ratio shifted drastically.



## Growth Factors

This diagram shows whether important growth factors are in balance or out of proportion. The arrow points in the direction of the factor with increased concentration. Only the relationship between the factors is evaluated. The evaluation of the individual measured values may vary.

Background: The most important growth factors include carbonate hardness, calcium concentration and phosphorus content. When these values are slightly increased, growth is usually encouraged, while greatly increased or reduced values slow growth. If there is an imbalance between these factors, it can adversely affect coral growth and, in the worst case, lead to tissue necrosis.

Green arrow

Balance between factors OK.

Yellow arrow

Factors increasingly disproportionate to one another.

Red arrow

Factors in disproportion to one another.